

COLLECTION 2023
MOTORHOMES



PILOTE

EDITORIAL

Life is a leap into the unknown.

Every minute, every hour, every day is a fresh surprise for those who wish to seize it. In 1962, a young man created a caravan in his father's woodworking shop. This is where the story began. A trip to the United States in the late 1970's inspired the founder of Pilote to create his first motorhome and, at the same time, a whole new way of experiencing holidays.

Greater freedom, greater independence and an unprecedented sense of adventure.

Since that first motorhome, we have travelled many roads together... Our models have continued to evolve and our range has expanded, notably with the arrival of our motorhomes in 2012. Over the years, we have continued to innovate to improve the safety and robustness of our models, while enhancing our interiors to offer even more functional, elegant and comfortable living spaces.

The desire to offer you unique experiences has always been our guiding principle. More than the road we travel together, what matters is where that road takes us... Our desire for discovery and our dreams of changing scenery continue to take us further from the well-worn tracks.

You are entirely at liberty to decide where you want to go and what you would like to experience. We are ready for new adventures. What about you?

**ALWAYS GAME,
ALWAYS PILOTE.**



ALWAYS GAME

04 For a getaway in the wilds

| Pacific range
| Low-profile models

10 For a trip to the seaside

| Pacific+ range
| Low-profile models with a drop-down bed

22 For an exceptional destination

| Galaxy range
| A-Class models on a Fiat chassis

30 For a great adventure

| Galaxy range
| A-Class models on AL-KO chassis

40 From -20 °C to 40 °C

| Isotek structure

42 Step by step

| Configuration of Expression editions

ALWAYS PILOTE

PACIFIC

LOW-PROFILE MODELS



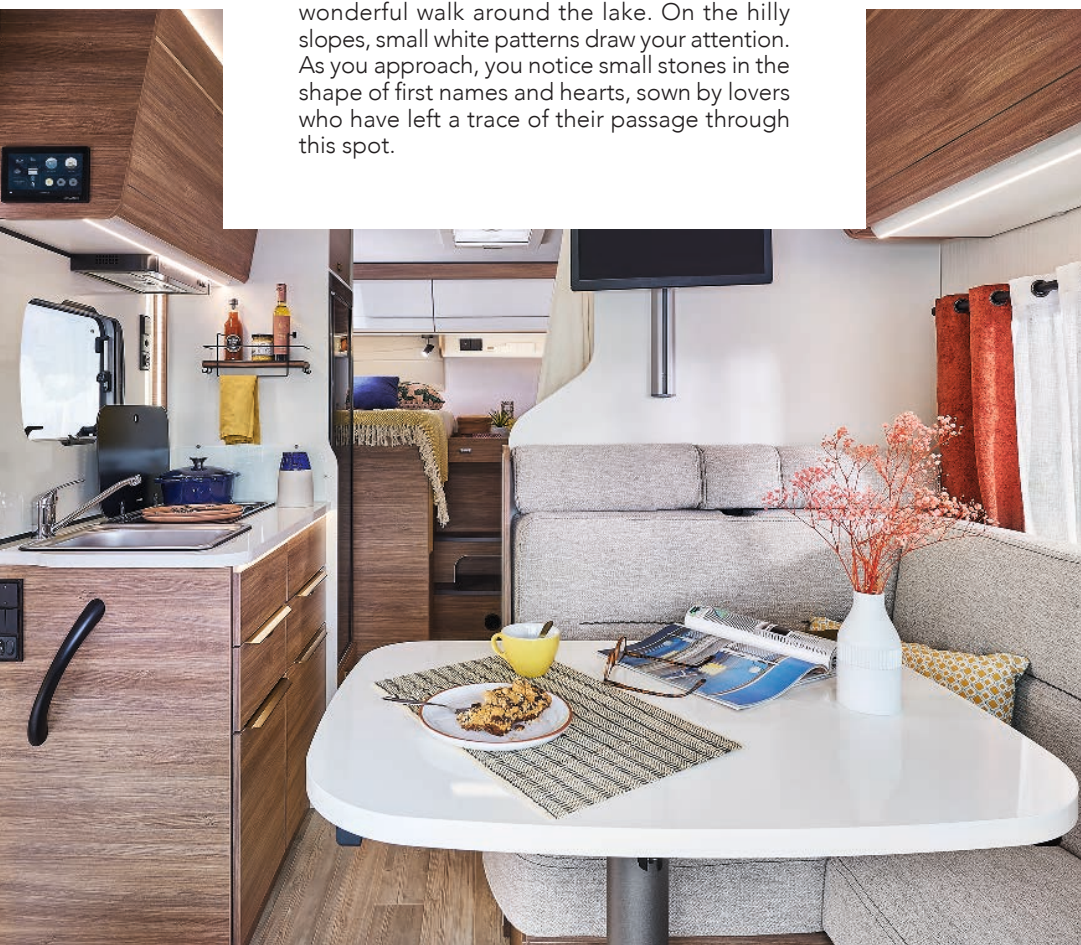
ALWAYS GAME FOR A GETAWAY IN THE WILDS

With their wide choice of low-profile vehicles, Pilote opens up the way for you to unique experiences tailored to your desires. Whether you are a lover of mountain summits and wide open spaces or simply a hiker in search of beautiful landscapes, with a Pilote you are always ready to embark on new adventures.

A COLOURFUL HIKE THROUGH THE UPLANDS OF THE HÉRAULT REGION

TO LAKE SALAGOU IN A LOW-PROFILE MODEL

The red earth bordering the deep blue of the lake offers a magical contrast. Step out of the comfort of your low-profile motorhome for a wonderful walk around the lake. On the hilly slopes, small white patterns draw your attention. As you approach, you notice small stones in the shape of first names and hearts, sown by lovers who have left a trace of their passage through this spot.



- + Lounge area for up to 5 people.
- + 2 bed heights available (high or low beds).
- + Extension for a king-size bed (available as an option).
- + Skydome and awning (available as an option).



CAUGHT IN THE STORM

The afternoon brings a sudden change in the weather. You press on but soon the first drops begin to fall. By the time you get back to the motorhome, the rain has soaked through your light clothes. Quickly, you grab the towels from the bathroom to dry what you can, before pressing on to the bedroom to change.



A COMFORTING BREAK

Hot tea and biscuits to lift up your spirits and already the sky, as if washed clean, begins to clear and the sun returns. The surroundings, deserted by all walkers, are gradually coming back to life and the smell of the damp earth lends a bewitching charm to the mineral beauty of this site.

- + A very well thought-out all-in-one bathroom: the washbasin partition swivels to free up the shower area.
- + Large full-width storage area with removable tray for easier loading.



STRENGTHS OF LOW-PROFILE MODELS



CHOICE

—
5 lengths

—
10 different layouts

—
Almost 100 customisable
options available



STORAGE CAPACITY

—
Numerous storage
compartments for you to adapt
to your personal use

—
Side-skirt storage drawer
(optional extra)

—
Insulated storage area with
lowered tray for easier loading,
height-adjustable, under the
island bed
(option)



HOME COMFORTS

—
Well-designed, practical and
aesthetic interior allowing the most
comfortable in-vehicle passage on
the market

—
Cupboard with soft-lock closure
system

—
Large kitchen worktop

—
Comfortable XL bed



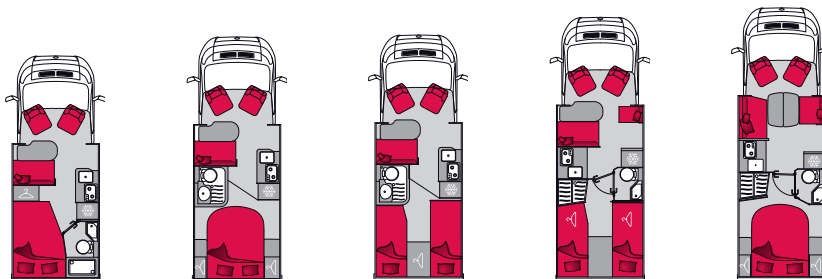
TECHNOLOGY

—
XPERIENCE 2.0 tablet for
straightforward management
of your motorhome

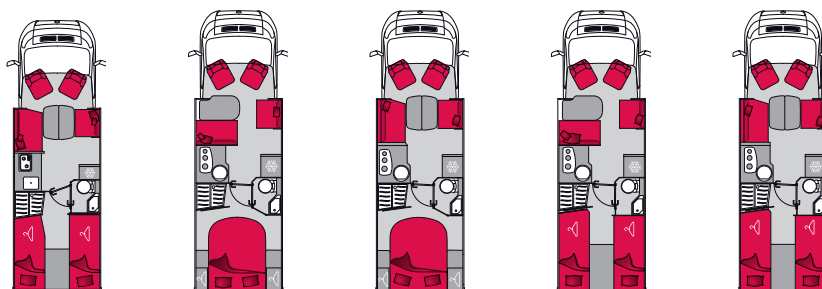
—
TRUMA®-certified Class 3
motorhome: the highest level
of insulation available

OVERVIEW

OF LOW-PROFILE MODELS



	P600P	P650C	P650GJ	P690GJ	P720FC
↔ Length	5.96 m	6.49 m	6.49 m	6.99 m	7.20 m
👤 Driving seats	4	4	4	4	4
🍴 Dining seats	4+1 (option)	4+1 (option)	4+1 (option)	5	5
🛏 Fixed berths	2	2	2	2	2
🛏 Optional berths	1	1	1	1	1



	P720FGJ	P740C	P740FC	P740GJ	P740FGJ
↔ Length	7.20 m	7.45 m	7.45 m	7.45 m	7.45 m
👤 Driving seats	4	4+1 (option)	4	4+1 (option)	4
🍴 Dining seats	5	5	5	5	5
🛏 Fixed berths	2	2	2	2	2
🛏 Optional berths	1	1	1	1	1

--- PACIFIC+

DROP-DOWN BED
LOW-PROFILE MODELS





ALWAYS GAME FOR A TRIP TO THE SEASIDE

With its low-profile models boasting a drop-down bed, Pilote allows you to optimise the interior space and to vary your holiday plans with several guests. Whether you want to enjoy a trip to the seaside together or spend a few days with your grandchildren, you're always game, always Pilote.

P626D

DROP-DOWN BED LOW-PROFILE MODELS

A GETAWAY TO THE BALKANS

HEADING FOR SUNNY CROATIA

Have you come in search of its generous climate, the purity of its landscapes, or the beauty of its small villages by the water's edge? In any case, you have travelled in comfort to Croatia as a lover of the country and are now just a stone's throw away from this Adriatic paradise. Your motorhome is as compact as a van, allowing you to pull up close to the sea with its translucent waters, while you enjoy maximum comfort within. You've packed everything you need to enjoy the sea, including your wetsuits.





BATHED IN GLORIOUS SUNSHINE

You haven't even stepped out of the motorhome yet and the light is already streaming into the spacious living area and kitchen. Outside, the pleasure is complete, with endless sunshine and the sea stretching out to the horizon. A clear invitation to set sail for a breathtaking view of the coast. In under an hour you have found a boat to rent and you are already beginning to tack offshore.



- + A beautiful XXL lounge area with face-to-face benches seating up to 7 people.
- + 2 long benches for a comfortable nap (without lowering the drop-down bed)...
- + Generous interior space for ease of movement and a large worktop for cooking exactly the way you would at home.
- + A spacious garage that can carry 2 bikes.

MEETING UP TO GO SAILING

In the harbour, you meet another couple of sailing enthusiasts whom you invite into your studio, well your P626D, to exchange views over a drink. But you can still dress with a little decorum: a quick wash in the bathroom, a little summer dress and a shirt chosen from the dressing room, and you're all set!





TIME FOR A CONVIVIAL MOMENT TOGETHER

After chatting for several hours your new companions invite you to take a walk with them the next day through the streets of a small, unspoilt village overlooking the sea. Very tempting! But right now it's time for bed.

BREATHTAKING ARCHITECTURE

A wonderful sight! Even if the outing called for a little effort, you did well to listen to their sound advice. But Croatia is full of so many exceptional places that it will be difficult to choose the next step.

- + With its 6.20 m length, enjoy the comfort of a van-sized motor home.
- + Drop-down bed 160 cm wide and 200 cm long. Easy access to the living area door at all times. A retractable electrical step 80 cm off the ground for easy access without using a step ladder.
- + A modifiable bathroom with a large shower and a dressing room within easy reach.



A GOURMET DETOUR THROUGH NORTHERN BRITTANY

A TRIP TO THE REAL FINISTÈRE BECKONS

Goodbye to the Crozon peninsula, hello winding roads and enchanting landscapes! You take the road to Morlaix, determined to discover the jewel that is Finistère just a few miles from the coast. In the heart of the town, you stop at the foot of the majestic viaduct to contemplate its imposing dimensions from your generous lounge. Your large windows allow you to admire the view: you are so comfortable that you can easily imagine yourself in a flat in the city centre.





THE LURE OF FRESHLY CAUGHT BASS

The seagulls' cries are a reminder that the sea is just a stone's throw away and that the local market will be full of fresh fish and delicious shellfish. A quick trip to the market and you're soon back with 2 stout sea bass for lunch.



HEADING INLAND

Following a post-prandial walk by the peaceful river Morlaix, you make your way home and warm yourself up under the shower. Tomorrow, you will be leaving the coast and its iodine-scented air behind you to drive through the astonishing Monts d'Arrée and explore the legendary mysteries of the Huelgoat forest.

- + The only lounge area of its type on the market, comfortable in all weathers and in all circumstances: you can have 7 guests over, work, take a nap, or enjoy the landscape, as you wish.
- + Large panoramic windows to take in the landscape outside.
- + A spacious, functional kitchen.
- + A double-partitioned bathroom with a large shower (1.94m) and built-in dressing room.
- + A large drop-down bed 160 cm wide and 200 cm long.
- + Additional lounge bed as standard.



P726FC

DROP-DOWN BED LOW-PROFILE MODELS

A BREATH OF FRESH EIRE FOR THE WHOLE FAMILY

A WEEK IN IRELAND

You have made a superb job of pretending not to be seasick in front of the children and you have finally landed on Irish soil. Soon, the city fades away to give way to the raw beauty of the elements. Here you are in majestic Donegal! You decide to spend the night in a fishing village. After a board game in the living room, you are ready for bed.





THE END OF THE WORLD LIES AT THE END OF THE STREET

The idea of spending long hours in a big bed is not exactly unwelcome... Except that as you open the door one last time, you hear the sound of a frenzied fiddle very nearby. Irresistible! Your curiosity leads you to the pub where each evening the locals lovingly dip into their repository of Celtic music.



LIKE A FISH IN WATER

The next day, you rise at the crack of dawn. The light is exceptional. The pub owner has invited you to join a fishing trip near the harbour where the waters are teeming with fish: with a bit of luck you will be bringing some home to cook for lunch. A good reason to put off the planned hike across the steep cliffs until this afternoon.

- + A bright living area with large opening skylight and wide windows. Its face-to-face benches seat 5 people.
- + A comfortable and independent bedroom: a large central bed measuring 150 x 190 cm and quality bedding with a slatted base and a BULTEX® mattress.
- + A fully functional kitchen with a large worktop.
- + A cleverly-designed bathroom, brightly lit thanks to its frosted skylight.
- + Large full-width storage area with removable tray for easier loading.

STRENGTHS

OF DROP-DOWN BED LOW-PROFILE MODELS



THE CHOICE

4 different lengths

12 different layouts

Almost 100 customisable
options available



STORAGE CAPACITY

Numerous storage
compartments for you to adapt
to your personal use

Side-skirt storage drawer
(optional extra)

Insulated storage area with
lowered tray for easier loading,
height-adjustable, under the
island bed
(option)



HOME COMFORTS

A well-designed, practical and
aesthetic interior allowing
unhindered movement throughout

An ergonomic kitchen designed to
ensure freedom of movement

A user-friendly lounge area with
seating for up to 7 people

An independent bathroom on most
models, with unimpeded access
from the different berths during the
night.

2 comfortable and separate sleeping
areas



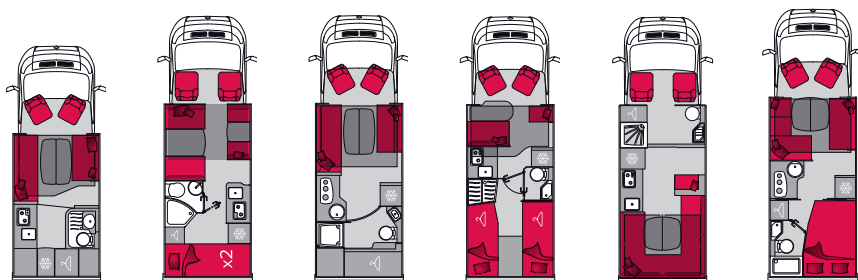
TECHNOLOGY

Xperience 2.0 tablet for
straightforward management
of your motorhome

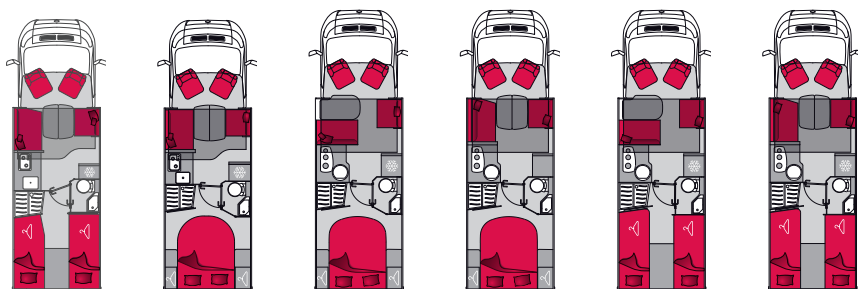
TRUMA®-certified Class 3
motorhome: the highest level
of insulation available

OVERVIEW

OF DROP-DOWN BED LOW-PROFILE MODELS



	P626D	P696S	P696D	P696GJ	P696U	P726P
↔ Length	6.20 m	6.99 m	6.99 m	6.99 m	6.99 m	7.15 m
👤 Driving seats	4	6	4	4	4	5
🍴 Dining seats	6	6	6	5	6	6
🛏 Fixed berths	2	6	2	4	4	4
🛏 Optional berths*	2*	-	2*	-	-	2



	P726FGJ	P726FC	P746C	P746FC	P746GJ	P746FGJ
↔ Length	7.20 m	7.20 m	7.45 m	7.45 m	7.45 m	7.45 m
👤 Driving seats	4	4	4+1 (option)	4	4+1 (option)	4
🍴 Dining seats	5	5	5	5	5	5
🛏 Fixed berths	4	4	4	4	4	4
🛏 Optional berths	1	1	1	1	1	1

* Additional lounge berths for 1 adult or 2 children.

--- GALAXY

A-CLASS MODELS
ON A FIAT CHASSIS



ALWAYS GAME

FOR AN EXCEPTIONAL DESTINATION

With its many A-Class models, Pilote offers you greater comfort and space to take any journey in your stride. Whether you dream of discovering hidden villages in the heart of France or criss-crossing Europe through remote and wild regions, you are always game, always Pilote.

G720FC

A-CLASS MODELS ON A FIAT CHASSIS

CROSSING THE BARDENAS BADLANDS WITH FRIENDS

AN AUTHENTIC SPAGHETTI WESTERN A™OSPHERE

Sculpted over thousands of years by water and wind, this Spanish version of Monument Valley is studded with breathtaking landscapes. You decide to leave the track behind and park the motorhomes to improvise a lunch in this improbable setting. A good joke and next thing you are all in the kitchen making spaghetti.





A LOOMING SHADOW

In this practically waterless environment, wild animals have taken back their land. Eagles and vultures soar silently over the 42,000 hectares of this UNESCO Biosphere Reserve. You take the binoculars out of the glove compartment for a closer look at a bird that has been circling in the sky above for several minutes.



YOU HAVE TO GET A PHOTO

You can easily conjure up the many stories of bandits and smugglers who have found refuge here, including the famous Sancho Errota, the self-proclaimed "King of the Bardenas". You can't leave without taking a look at the emblem of the Bardenas, an iconic fairy chimney dubbed the "Castil de Tierra", literally the "Rock Castle".

- + Face-to-face layout offering a convivial lounge area for 5 people.
- + Enjoy your living room right until the last light of day thanks to the generous windows and skylights.
- + Moving about is easy thanks to the folding table.
- + The kitchen with its large worktop, large drawers and saucepan holder.

RETURN TO CIVILISATION

An hour before sunset, you must leave the natural park to discover the surrounding Spanish villages and reconnect with the world. A nice shower and the four of you step out for dinner on the terrace.



TOMORROW'S PROGRAMME

You return to your motorhomes and take time out for a cup of tea and a chat. Comfortably installed in the large living area, you muse over tomorrow's plans. You have got your eye on a hiking trail in one of the most spectacular parts of the Bardenas: El Rallón.





AFTER SUCH A GREAT DAY, THERE'S NOTHING LIKE A GOOD NIGHT'S SLEEP!

You split up and return to the privacy of your own motorhome. The day has been rich in discoveries, and it is a blissful feeling to return to your bed and feel yourself drift off into a deep slumber.

- + Bedroom with a large central bed and a very comfortable sleeping area.
- + Hanging wardrobes to enjoy a real bedside table and storage niches.
- + Large, bright, independent shower unit, separate from the living area and bedroom, giving a nice, private space.
- + Brightly lit wash area thanks to the skylight.

STRENGTHS

OF A-CLASS MODELS ON A FIAT CHASSIS



THE CHOICE

3 lengths

7 different layouts

Almost 100 customisable
options available



STORAGE CAPACITY

Generous storage space
throughout the vehicle

In-floor storage accessible from
the inside

Side-skirt storage drawer
(optional extra)



HOME COMFORTS

A well-designed, practical
and aesthetic interior to
ensure unhindered movement
between cab and bedroom

A user-friendly lounge area
that seats up to 7 people

Large kitchen worktop

A comfortable bedroom:
generous sleeping space

An outstanding panoramic
view

4 road seats on all models for
family travel



TECHNOLOGY

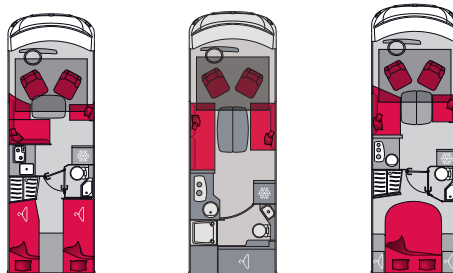
Xperience 2.0 tablet for
straightforward management
of your motorhome

Heated and insulated double
floor (exclusive to Pilote)

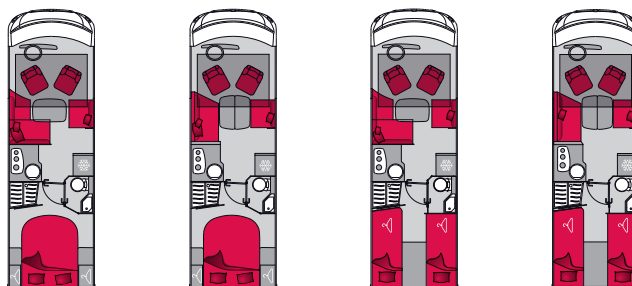
TRUMA®-certified Class 3
motorhome: the highest level
of insulation available

OVERVIEW

OF A-CLASS MODELS ON A FIAT CHASSIS



	G690GJ	G690D	G720FC
↔ Length	6.99 m	7.04 m	7.25 m
👤 Driving seats	4	4	4
🍴 Dining seats	5	6	5
🛏 Fixed berths	4	2	4
🛏 Optional berths	1	2	1



	G740C	G740FC	G740GJ	G740FGJ
↔ Length	7.49 m	7.49 m	7.49 m	7.49 m
👤 Driving seats	4+1 (option)	4	4+1 (option)	4
🍴 Dining seats	5	5	5	5
🛏 Fixed berths	4	4	4	4
🛏 Optional berths	1	1	1	1

--- GALAXY

A-CLASS MODELS
ON AL-KO CHASSIS



ALWAYS GAME FOR A GREAT ADVENTURE

With its A-Class models on AL-KO chassis, Pilote offers you unequalled interior comfort and perfect road holding for your long-distance trips. The numerous storage compartments allow you to take along the essentials... together with some non-essentials. Whether you're heading for the coast of Andalusia or the Norwegian fjords, you're always game, always Pilote.

G781FGJ

A-CLASS MODELS ON AL-KO CHASSIS

A PANORAMIC VIEW OF NORWAY

THE FJORDS IN THE FULL COMFORT OF YOUR A-CLASS MODEL

You happily leave the familiar landscape behind you. The extreme comfort of your A-class model makes the long drive a breeze. The language of the road signs has changed several times over the past few weeks, and now at last, the stunning scenery and special atmosphere of the Norwegian fjords magically rise up.





DRINKING UP ANOTHER CULTURE

The Norwegian way of eating is great fun for you. You who love salmon will be delighted to discover that here it is eaten for breakfast, with eggs of course!

Why not try your hand at cooking some local recipes? Here, reindeer or elk meat is eaten with all kinds of sauces, but especially in "finnbiff", the typical stew found on every Sunday table.



- + A beautiful kitchen with a generous laminate worktop, an extractor hood and a high-power hob as standard.
- + A very spacious living area with a large bench measuring 170 cm. Just the thing to recharge your batteries between activities or to enjoy lunch with 5 people.
- + A large folding and sliding table ensures ease of access.



THE LONG POLAR NIGHTS

In this country where winter nights stretch out their inky black mantle, you can revel in the comfort of a real room, as though you were at home.

You have decided to prolong your stay because this is the ideal time to watch the Northern Lights. The tell-tale green glow from the skylight of your motorhome is guaranteed to send a shiver down your spine. The magic of these timeless moments of totally unreal beauty will remain with you for many a long year.





TAKE THE ESSENTIALS ALONG WITH YOU — AS WELL AS ONE OR TWO NON-ESSENTIAL ITEMS!

The large storage capacity allows you to store provisions while bringing along an impressive amount of less essential stuff, even your bulky fishing rods.

- + A 21-cm double floor with large storage space on AL-KO chassis.
- + A spacious bedroom with a backlit headboard and a BULTEX® mattress.
- + A beautiful bright bathroom with double partitioning.



STRENGTHS

OF A-CLASS MODELS ON AL-KO CHASSIS



THE CHOICE

—
2 lengths

—
4 different layouts

—
Almost 100 customisable options
available



STORAGE CAPACITY

—
Full-width double floor that can
hold and store everything, even
skis or fishing rods

—
Access to exterior and interior
storage



TECHNOLOGY

—
Xperience 2.0 tablet for
straightforward management of
your motorhome

—
Heated and insulated double floor
(exclusive to Pilote)



HOME COMFORTS

—
A well-designed, practical and
aesthetic interior to ensure
unhindered movement between cab
and bedroom

—
A generous kitchen and worktop
with unhindered passage

—
A comfortable bedroom with ample
sleeping space

—
A bright and welcoming living area
for convivial moments

—
An outstanding panoramic view



SAFETY

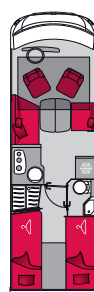
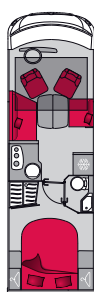
—
Excellent handling thanks to the
AL-KO chassis






—
Stability with a lower centre of
gravity and a wider track

—
Independent rear suspension

OVERVIEW

OF A-CLASS MODELS ON AL-KO CHASSIS



	G741FC	G741FGJ	G781FC	G781FGJ
↔ Length	7.49 m	7.49 m	7.89 m	7.89 m
 Driving seats	4	4	4	4
 Dining seats	5	5	5	5
 Fixed berths	4	4	4	4
 Optional berths	1	1	2	2
 Heavy vehicle	Optional	Optional	Standard	Standard

TRAVEL FURTHER

- 1 ADVANTAGES OF THE ISOTEK STRUCTURE
- 2 CONFIGURE YOUR OWN VEHICLE



The image shows the interior of a modern motorhome. On the left, there is a light-colored leather sofa with several cushions, including one with orange and white stripes and another with a grey and white plaid pattern. In front of the sofa is a small table covered with a dark green cloth, holding a black teapot, a brown mug, and a small bowl of snacks. To the right of the sofa is a kitchen area with a dark countertop. On the counter, there is a wooden cutting board with a fennel bulb, a knife, and a lemon. Below the counter are white cabinets with wooden drawers and handles. The ceiling is white with recessed wooden beams and small circular lights. Large windows with light-colored curtains are visible in the background, showing a glimpse of trees outside.

WHATEVER YOUR DESIRES **ALWAYS** **PILOTE**

While all Pilote vehicles have a high-performance Isotek structure for summer and winter use, they can also be customised down to the last detail. Don't want to dive into our options catalogue just now?

FROM -20°C TO 40°C **ALWAYS PILOTE**

BE READY FOR THE OFF IN SUMMER AND WINTER

Extend your travelling range thanks to the technical performance of your Pilote motorhome. With its optimum thermal insulation, its interior comfort is guaranteed regardless of the temperature outside.



ISOTEK
STRUCTURE



1 FLUSH WINDOWS

Thanks to their double glazing and intruder-proof aluminium frames, they boost your motorhome's thermal insulation and security. They also filter out extraneous noise.



2 ALUMINIUM PROFILES

These solidly attach the sides and top. This prevents any distortion of the bodywork and gives the motorhome its robust nature and durability.



3 INSULATED WALLS

The walls on the sides, roof and floor make up an insulating core. Rot-proof slats and aluminium inserts ensure stability of the structure and the furnishings.



4 HAIL-RESISTANT ROOF

This polyester roof is impact-resistant. It is resistant to hail damage and other types of impact.



5 POLYESTER UNDERBODY COVERING

Ensures the vehicle is completely sealed from the ground.



6 ALUMINIUM SIDE SKIRTS

This solid protective skirt is easy to replace in the event of damage.



7 A STRONGER EXTENDED CHASSIS

The chassis does not flex towards the rear. This enables the garage to hold a significant load due to its robust structure and provides you with greater tow weight (5.5 T as standard).



8 DUAL-SEAL HATCHES

To ensure that the garage is completely sealed and insulated, all hatches are fitted with compression locks and dual seals.



CLASS 3: OPTIMUM THERMAL INSULATION

Tested in cold storage facilities, Pilote motorhomes have been awarded the **highest grade certification – Class 3** – for the quality of their insulation.

From an initial -15°C, the temperature of the motorhome van rose to +20°C in just over 4 hours*.

This excellent performance was made possible by innovations in the assembly process, including:

- New floor designs for the low-profile and A-class models.

- The use of a new insulating material for the waste water tank and wheel arches that has proven to be light, stiff and highly insulating.
- The introduction of fibroplast (glass-filled polyurethane) strips in the floor and sides. These more rigid strips ensure a solid connection between the sides and the floor and completely eliminate thermal bridges.

* Multi-point measurements with a TRUMA® 6 heater.

STEP BY STEP **ALWAYS PILOTE**

YOU ARE UNIQUE, SO IS YOUR MOTORHOME

With more than 30 models and hundreds of configuration options, you can easily design the motorhome that best fits your needs and travel desires.

As you browse the pages, discover the essential steps for a truly unique motorhome, from the rims to the engine, not forgetting the interior finishes.

CONFIGURE

- 1 YOUR VEHICLE
- 2 YOUR TECHNICAL SPECIFICATIONS
- 3 YOUR INTERIOR AMBIENCE
- 4 YOUR OPTIONAL EXTRAS

BODYWORK AND DIMENSIONS



LOW-PROFILE

FROM 5.96 TO 7.45 m.

With their compact cab, the low-profile models offer indisputable driving comfort. Designed on a specific chassis, Pilote's Pacific range ensures the reliability and robustness of its vehicles: anti-roll bars for greater stability, adapted tyres, a wider rear track for better road holding, and a lowered chassis.



A-CLASS

ON A FIAT CCS OR AL-KO CHASSIS FROM 6.99 TO 7.89 m.

The A-Class models have a huge windscreen which is very much appreciated by those who enjoy watching the sunset from their living room. The large cabin and wide dashboard will also appeal to those with a taste for space. On a Fiat chassis up to 7.49 m, the Galaxy range offers high reliability and excellent road holding. The Galaxy is also available on AL-KO chassis, a top-of-the-range reference that ensures safety, durability and top-notch driving comfort.

YOUR EXPRESSION MOTORHOME WITH STANDARD EQUIPMENT

CHASSIS/ENGINE

- Euro6D Final engine - 140 HP.
- ABS: Antilock Braking System.
- ASR: Anti-Slip Regulation (traction control).
- ESP: Electronic Stability Program (prevents skidding).
- Traction+ with downhill speed limiter.
- 75-litre diesel tank.

EXTERIOR

- Day running lights and fog lamps.
- 16" steel rims.
- Puncture repair kit.
- Polyester exterior side panels.

CAB FITTINGS

- Cup holder, clip board and dual USB port.
- Central locking and electric windows.
- Electric, wide-angle, auto-defrost wing mirrors.
- Driver and passenger air bags.
- Cruise control and speed limiter.
- Manual cab air conditioning.
- Height-adjustable, swivel cab seats with covers.

LIVING AREA FITTINGS

- Skydome on low-profile models with drop-down bed.
- LED exterior lighting.
- Cab blinds.

MULTIMEDIA

- Xperience 2.0 digital control panel.
- Wired for: car radio aerial, cab/living area speakers, reversing camera, solar panel and automatic satellite dish.
- Adjustable TV bracket with power supply.

POWER

- Truma® Combi 4 or 6 heater, depending on vehicle.
- Compartment for 2 x 13 kg gas bottles.
- Single pressure regulator - Truma® Crash Sensor.
- Booster for fast battery charging.

LOUNGE

- Panoramic opening skylight.
- High density resistant foam bench seat.
- Electric drop-down bed with low-profile models, manual drop-down bed with A-Class models.

KITCHEN

- Twin kitchen storage drawers (one designed for pan storage).
- Sink and stove top with 2 or 3 hobs and cover.
- Refrigerator 133 L or 153 L automatic management.
- 230 V and dual USB outlets.

BATHROOM

- Concealing skylight with flyscreen.
- Toilet with removable cassette on castors.
- 230 V power outlet.

BEDROOM

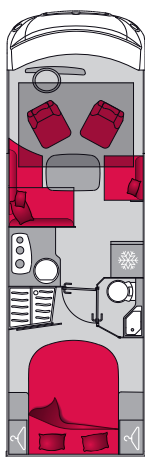
- BULTEX® comfort mattress on a permanent bed.
- Slatted bed base.
- Headboard and backrest with backlight (except 696D and 696U).
- 230 V socket and dual USB port (except 696D and 696U).

A-CLASS FEATURES

- Frost-proof waste water tank.
- Foldaway electric step as standard.
- AGUTI® swivel and height-adjustable cab seats.
- Driver's door with 2-point central locking and electric windows.
- Colourful designer bathroom.
- Special rear panel and decals.
- More lighting.
- High-power stove top with 2 hobs.
- An organiser (except on 690D).

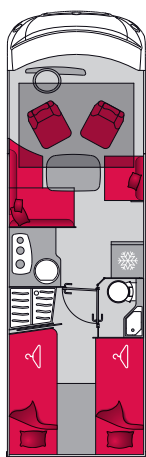
LAYOUTS

Choose the interior that best suits your lifestyle from among our 33 models.



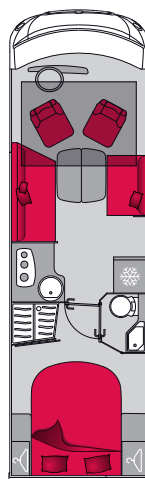
G740C

C for central bed



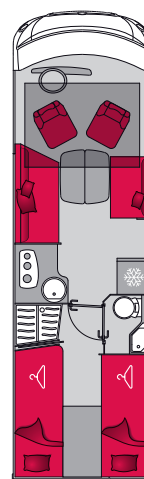
G740GJ

GJ for twin garage beds



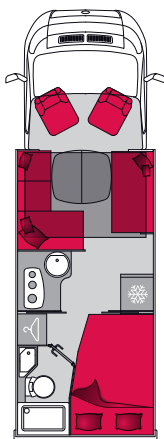
G781FC

FC for face-to-face benches and central bed



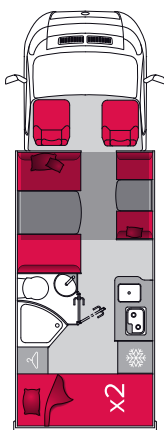
G781FGJ

FGJ for face-to-face benches and twin beds



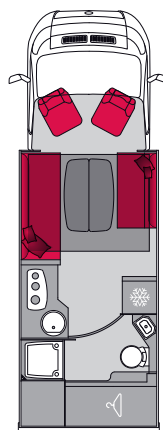
P726P

P for French bed



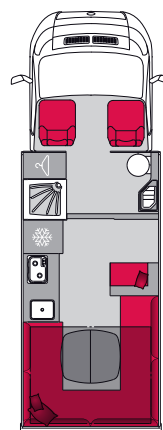
P696S

S for bunk beds



P696D

D for dressing room (without a permanent bed)



P696U

U for U-shaped living area (without a permanent bed)

LOUNGE



Roadside lounge area on low-profile models
Standard lounge with traveling seats.



Face-to-face lounge area
Features large bench seats and space to walk.



L-shaped lounge
Particularly convivial and comfortable.

Also available: U-shaped lounge area.

BEDROOMS



Central bed
Great sleeping comfort with plenty of headroom.



Twin beds
Available in low-bed, high-bed or king-size garage-bed versions.



No permanent bed
For an exceptionally generous living space.

Also available: bunk beds, French bed.

TECHNICAL SPECIFICATIONS

POWER

New engine for improved driving comfort:

140 HP

Comes standard on all Pilote vehicles. The best option for drivers attentive to the fuel consumption/performance ratio.

180 HP

Optional on all vehicles (except P600 and P650). For those who want to travel far and wide with complete peace of mind and are looking for optimal performance

THE FIAT EURO 6D

The new Multijet 3 (Euro 6D Final) is quieter and lighter, having been specially designed for the Ducato-based models and also improves fuel consumption. This new engine meets the latest environmental standards.

TRANSMISSION

MANUAL

Comes standard on all vehicles. Ideal for traditional driving.

AUTOMATIC

New 9-speed transmission for enhanced driving comfort. Available with engines 140hp and 180hp, it must be coupled with 16" alloy wheels.

VEHICLE WEIGHT

3.5 T

Standard on all low-profile and A-Class models. A class-B licence allows you to drive vehicles in this category.

3.65 T

Optional on all vehicles. The benefit of a heavy vehicle is the loading capacity. This greater capacity allows you to take all your equipment with you and also to avail yourself of all the options you desire to improve the comfort and autonomy of your vehicle.

4.4 T AND 4.5 T

Standard on G781 and optional on some other vehicles. Opt for the Heavy chassis for even greater safety, loading weight and towing capacity. (except P600 and P650). 180hp Engine, automatic gearbox and 16" Alloy wheel options are compulsory with 4.4t Fiat CCS chassis upgrade. The 4.5 T chassis are paired with Fiat AL-KO.

DRIVING COMFORT

LUXURY INTERIOR PACK

- Steering wheel controls
- Leather steering wheel and gear knob
- Dashboard with aluminium trim.



16" RIMS

Whether in steel or alloy, your motorhome rims can be customised to suit your taste and intended use.

POWER

Equip your vehicle in line with your autonomy needs:

- 1 or 2 x 100 W high-efficiency monocrystalline solar panels.
- Leisure battery: AGM, Gel or Lithium, coupled with a booster (standard).

HEATING

TRUMA® 4 OR 6 DEPENDING ON THE VEHICLE

Europe's most compact air and water heater, runs on gas and electricity.

TRUMA® 6E

The heater can be run optionally on 230 V.

ALDE

Option available on some vehicles for maximum heating comfort includes heat exchanger and pump.

INTERIOR AMBIENCE

BENCH SEAT

**PERLE**

Bench seat in solid coloured leather (example p.32). Only available on A-class models.

**CLUB**

Two-tone, two-material bench seat in imitation leather and fabric (example p.24).

**PLUME**

Bench seat in solid coloured imitation leather (example p.12).

**JURA**

Bench seat in solid coloured fabric (example p.6).

**ASTRAL**

Two-tone bench seat.

KITCHEN


Chic black or bright white, create your own harmony.

**WHITE LUCIDO**

Backsplash, worktop and coffee table in white (example p.12).

WOOD

Matte or glossy white wood finish for an ambience that reflects who you are.

**MATTE ASPEN**

A matte wood surface for a warmer atmosphere.

**ASPEN AND GLOSSY WHITE**

Dual material version in wood and glossy white laminate, for a brighter interior

**COUNTRY**

A warm wood finish with a decidedly Scandinavian feel.


CURTAINS

**ALONG****BRISBANE**

Example p.24.

**BALI**

Example p.16.

**ALASKA****ATLAS****BLACK MIKA**

Backsplash, worktop and coffee table in black (example p.32).

COMFORT

COMFORT PACK

- Central locking.
- Flyscreen.
- Luxury glazed door.
- Cabin blinds (sliding on low-profile model - privacy on A-class models).
- Cab carpet.
- Electric step for low-profile models.




RELAXATION PACK

- Awning.
- 2-bike rack.



MULTIMEDIA

TV / SATELLITE PACKS



SAT85 PACK

- 22" Full HD TV.
- Twin 85 cm Eutelsat automatic satellite dish (coverage area: France and adjoining countries)*.

Combine with the Astra demodulator to extend the reception area.
*Details of the exact reception areas are available from all our dealers.



8" MEDIA PACK

- 8" car radio.
- Compatible with Apple CarPlay + Android Auto.
- FM/DAB antenna.
- Cab and airframe speakers.
- Reversing camera.



9" PIONEER MEDIA PACK

- Pioneer 9" car radio.
- Compatible with Apple CarPlay + Android Auto.
- GPS.
- FM/DAB antenna.
- Cab and airframe speakers.
- Reversing camera.



10" FIAT MEDIA PACK

Requires Luxury Interior Pack

- 10" Uconnect car radio.
- Compatible with Apple CarPlay + Android Auto.
- GPS.
- FM/DAB antenna.
- Cab and airframe speakers.
- Reversing camera.
- Keyless start (except on A-Class models).
- Induction charger.
- Digital dashboard.
- Automatic air conditioning.
- Battery disconnecter

BEDS



DINETTE AREA BED

Available as an option (depending on the model), it provides an extra bed for 1 or 2 people depending on the vehicle size.



ADDITIONAL BEDDING

Turn your twin beds into a 170 x 205 cm king size bed with the option of an extension between the beds.



ELECTRIC DROP-DOWN BED

Ideal for 4 people or more and to maintain two separate sleeping areas. Standard on A-Class and some low-profile models.

KITCHEN UNITS

GAS COOKER

An option for uncompromising gourmets who insist on cooking the same way in the motorhome van as they do at home.

36-LITRE OVEN

Optional on all vehicles.

EXTRACTOR HOOD

BATHROOM

DUCKBOARD

To avoid getting water in your shower tray when only using the washbasin.

FOLDING TOWEL RACK

Very handy for drying towels but also rainwear.

STORAGE



SIDE SKIRT STORAGE DRAWER

Provides very useful copious extra storage space. Exclusive on low-profile models and also available on some A-Class models (except AL-KO chassis).



ELECTRIC HEIGHT-ADJUSTABLE STORAGE

Option available with central bed layouts.

GARAGE FITTINGS

SHOWER HEAD

Cold and hot water available in garage.

STOW BARS, GARAGE LIGHTING AND 230V SOCKETS

2 lights in garage, and stow bars to attach your equipment.

VARIOUS

5° DRIVING SEATS

Option available depending on the vehicle and remaining payload after fitting.

BEDSIDE ORGANISER:

Allows you to always keep your tablet, glasses and phone within reach. Standard with A-Class models except on G690D.







FAMILY ORIGIN ROADTRIP DESIGN

www.piloteagency.com - © Studio Garnier/Groupe Pilote - Juillet 2022 - 02613



To mark its 60th anniversary,
Pilote launches Atlas on a Ford chassis
and celebrates the values that have always driven it.
Want to know more? Scan the QR code below.



LEGAL NOTICES :

Pilote Group, SARL with equity of €20 000 000, registered with the Nantes company & trade register under No. B872 802 780. Siren: 872502780
Route du Demi-Bœuf, 44310 LA LIMOZINIÈRE - FRANCE - Tél. : +33 (0)2 40 32 16 00 - www.pilote-motorhome.uk

Remarks: This brochure shows the information known at the time of printing. It does not constitute a binding document under any circumstances. Despite the care taken in preparing this document, printing errors may still occur. We reserve the right to modify fittings and improve products in the current year's models without prior notice. Some vehicles are shown with special or optional features which are listed in the corresponding price lists and available at an additional cost. Style items and decorations used to embellish the visual presentation of this catalogue are not included in the actual vehicle nor in the delivery service. The available payload is the difference between the Maximum Technically Permissible Laden Mass (MTPLM) and the Mass in Running Order (MRO). The latter includes the vehicle, its bodywork, furniture, standard fittings, 90% full fuel tank, full gas cylinder, driving capacity fresh water tank, empty waste water tanks, required fluids and a driver (75 kg). Ensure that the maximum weight permitted is never exceeded (total and per axle). Important: installed optional fittings and accessories are not included in the motorhome's MRO. Consequently, they will systematically reduce the available payload and potentially reduce the number of driving seats. Contact your dealer, who will be happy to provide you with an accurate definition of the models available in each country. Before submitting your order, please contact a dealer for information about the current product and collection status. Information about the vehicle's delivery, appearance, performance, dimensions and mass correspond to the information known at the time of printing. Those details and tolerances comply with European regulations (UE 1230/2012), however they are subject to change up until the time of vehicle purchase or delivery. Prices valid for the 2023 collection in mainland France as of 01/08/2022. They may change during the year. All photos have been taken in compliance with local regulations: on the road, in private places or campsites.